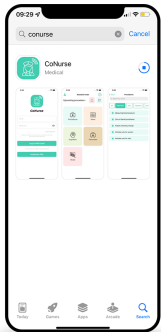


CoNurse


Instructions



1

Downloading the Application

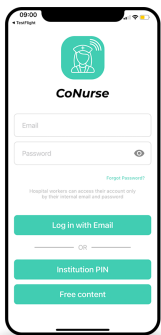
Download the CoNurse application from App Store or Google Play Store by searching for “CoNurse”. The application is compatible with iOS and Android smartphones.



4

Choose Category

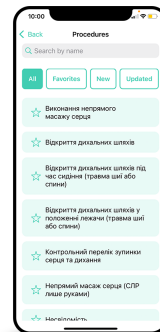
First aid procedures are grouped into categories. Click on the relevant category to see the list of procedures.



2

Access free content

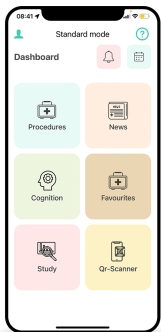
To access the First Aid procedures in Ukrainian, click “Free content”.



5

Choose Procedure

Choose the procedure for which you want to see the instructions.



3

Home screen

You are taken to the home screen of the application. To change language settings, click on the icon in the left corner and choose “Settings”. To access first aid procedures, click “Procedures”.



6

Follow the steps

The steps include instructions for carrying out first aid procedures. The steps are illustrated with relevant videos and images. Carefully follow the steps listed in the procedure to carry out the procedure.